NOTE AVAILABLE
FIBERGLASS COWL----$ 42.50
FORMED WINDSHIELD---$ 30.00
FROM:
R C SWEITZER ENT.
PO BOX 834
HILLSBORO, OREGON
97123
AIR MAIL ADD--$6.00
OVERSEAS FOREIGN ORDERS ADD-$20.00

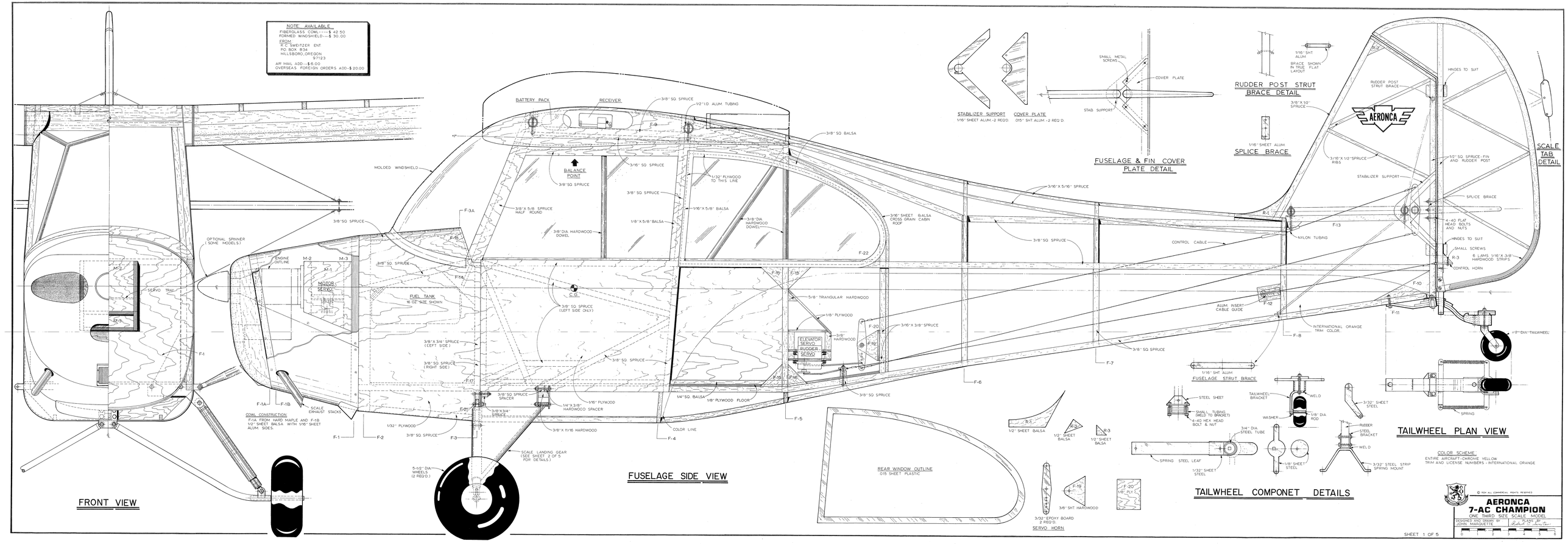

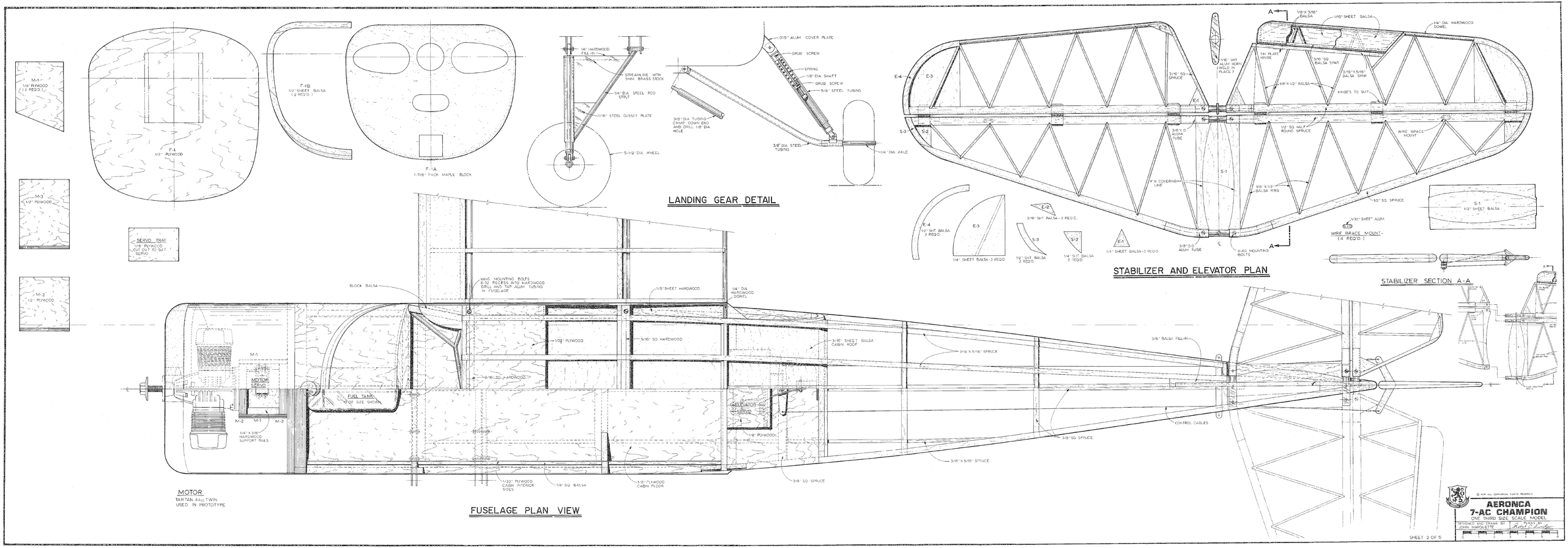
M-1
1/4" PLYWOOD (2 REQ'D.)
F-1
1/2" PLYWOOD
F-1B
1/2" SHEET BALSA (2 REQ'D.)
F-1A
1-7/8" THICK MAPLE BLOCK
M-3
1/2" PLYWOOD
SERVO TRAY
1/8" PLYWOOD CUT OUT TO SUIT SERVO
M-2
1/2" PLYWOOD
1/4" HARDWOOD FILL-IN
STREAMLINE WITH 5MM BRASS STOCK
1/4" DIA STEEL ROD STRUT
1/16" STEEL GUSSET PLATE
5-1/2" DIA. WHEEL
3/8" DIA TUBING CRIMP DOWN END AND DRILL 1/8" DIA HOLE
.015" ALUM COVER PLATE
GRUB SCREW
SPRING
1/8" DIA SHAFT
GRUB SCREW
5/8" STEEL TUBING
3/8" DIA STEEL TUBING
1/4" DIA. AXLE
LANDING GEAR DETAIL
E-2
E-3
E-4
S-1
S-2
S-3
3/16" SQ SPRUCE
3/8" O.D. ALUM TUBE
1/2" SQ HALF ROUND SPRUCE
3/8" X 1/2" BALSA RIBS
FIN COVERING LINE
4-40 MOUNTING BOLTS
1/8" X 3/16" BALSA
1/16" SHEET BALSA
1/4" DIA HARDWOOD DOWEL
TIN PLATE HINGE
3/16" SHT ALUM HORN (WELD IN PLACE)
3/16" SQ BALSA STRIP
3/16" X 5/16" BALSA STRIP
1/8" X 1/2" BALSA
HINGES TO SUIT
WIRE BRACE MOUNT
1/2" SQ SPRUCE
1/32" SHEET ALUM.
WIRE BRACE MOUNT (4 REQ'D.)
S-1
1/2" SHEET BALSA
3/16" SHT BALSA - 2 REQ'D.
1/2" SHT BALSA 2 REQ'D.
1/4" SHT BALSA 2 REQ'D.
1/4" SHEET BALSA - 2 REQ'D.
1/4" SHEET BALSA - 2 REQ'D.
STABILIZER AND ELEVATOR PLAN
STABILIZER SECTION A-A
BLOCK BALSA
WING MOUNTING BOLTS 6-32 RECESS INTO HARDWOOD DRILL AND TAP ALUM TUBING IN FUSELAGE
1/8" SHEET HARDWOOD
1/4" DIA HARDWOOD DOWEL
1/8" PLYWOOD
9/16" SQ HARDWOOD
3/16" SHEET BALSA CABIN ROOF
3/16" X 5/16" SPRUCE
3/8" BALSA FILL-IN
9/16" SQ HARDWOOD
FUEL TANK (1/2 SIZE SHOWN)
MOTOR SERVO
M-1
M-2
M-3
3/16" X 3/8" HARDWOOD SUPPORT RAILS
ELEVATOR SERVO
1/8" PLYWOOD
3/8" SQ SPRUCE
CONTROL CABLES
3/16" X 5/16" SPRUCE
3/8" SQ SPRUCE
1/32" PLYWOOD CABIN INTERIOR SIDES
1/4" SQ BALSA
1/16" PLYWOOD CABIN FLOOR
MOTOR
TARTAN 44cc TWIN
USED IN PROTOTYPE
FUSELAGE PLAN VIEW
© RCM ALL CORPORATE RIGHTS RESERVED
AERONCA
7-AC CHAMPION
ONE THIRD SIZE SCALE MODEL
DESIGNED AND DRAWN BY JOHN MARQUETTE
CLASS BY
SHEET 2 OF 5

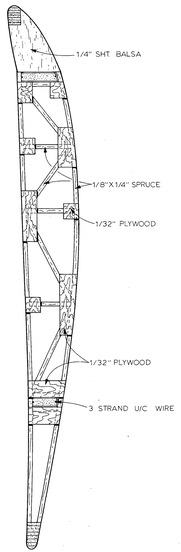

RIB W-15

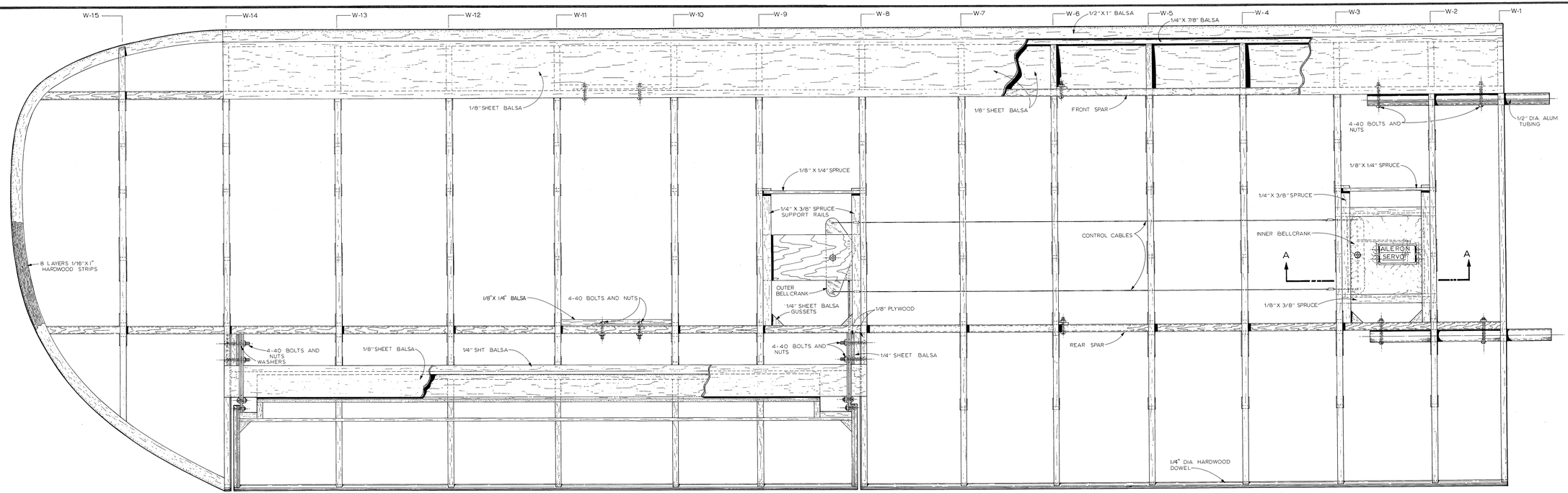

LEFT WING PLAN

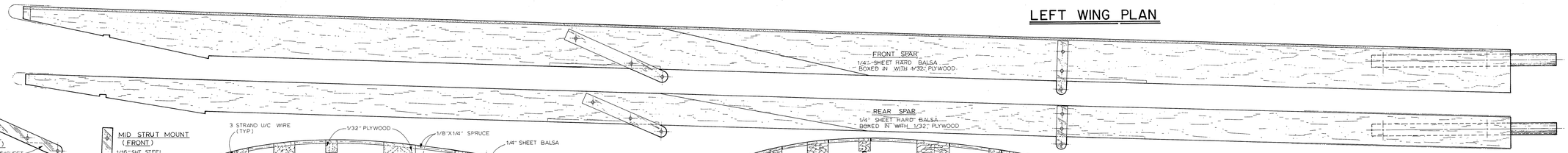

OUTER BELLCRANK MOUNT

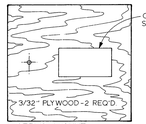

SERVO MOUNT

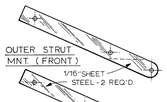

SERVO BELLCRANK
3/32" EPOXY BOARD
(2 REQ'D.)

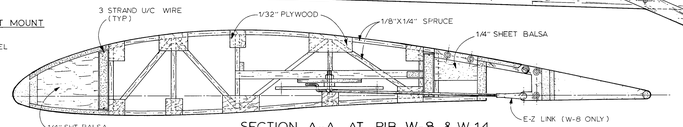

SECTION A-A AT RIB W-8 & W-14

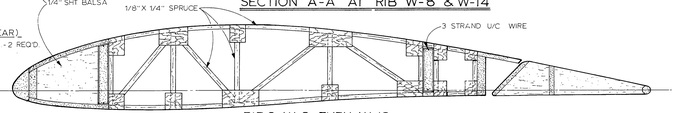

RIBS W-9 THRU W-13

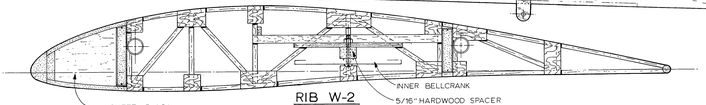

RIB W-2

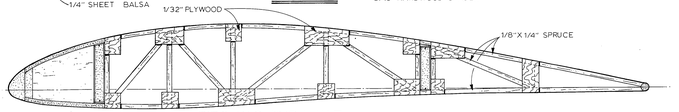

RIBS W-3 THRU W-7

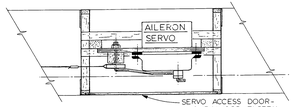

SECTION A-A

© RCM ALL COMMERCIAL RIGHTS RESERVED

AERONCA 7-AC CHAMPION

ONE THIRD SIZE SCALE MODEL

DESIGNED AND DRAWN BY JOHN MARQUETTE | PLANS BY Robert C. Lindley

0 1 2 3 4 5 6

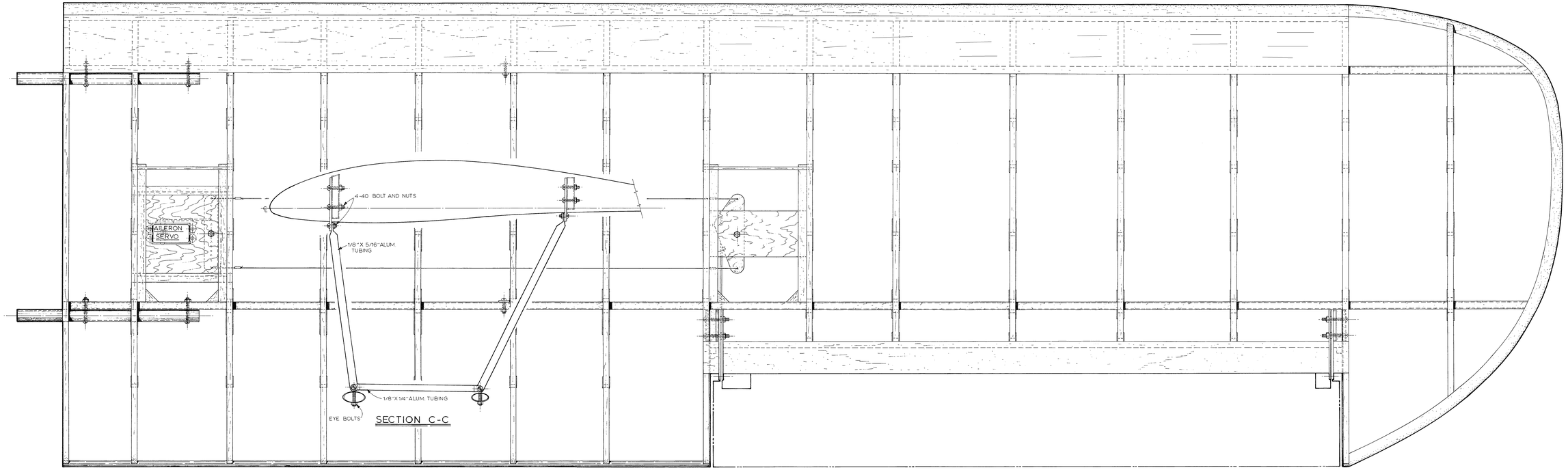

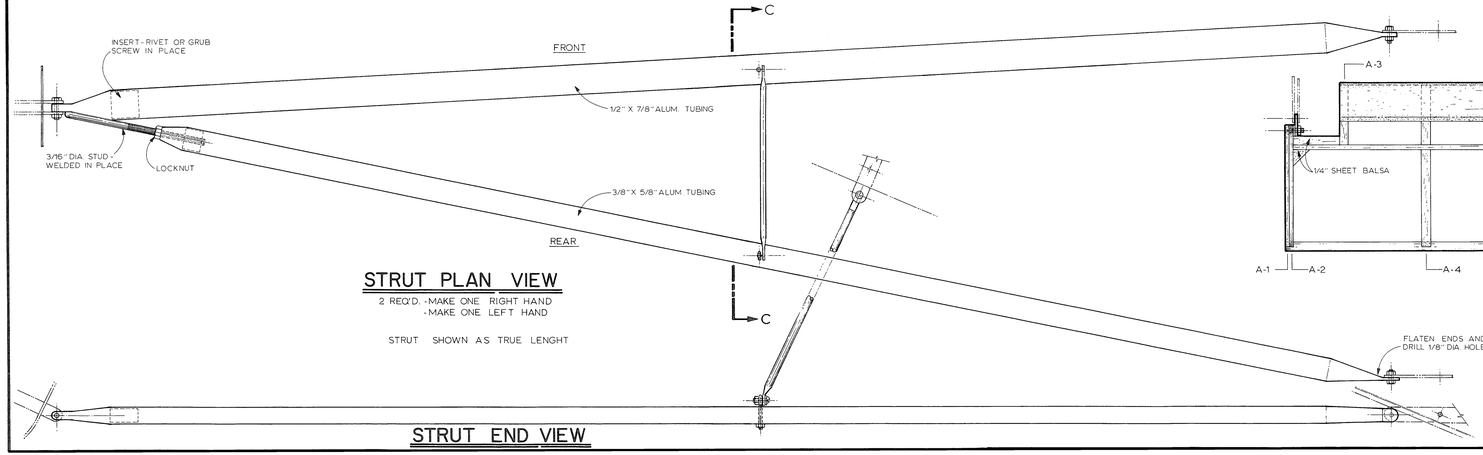

STRUT PLAN VIEW

2 REQ'D. -MAKE ONE RIGHT HAND
-MAKE ONE LEFT HAND

STRUT SHOWN AS TRUE LENGHT

STRUT END VIEW

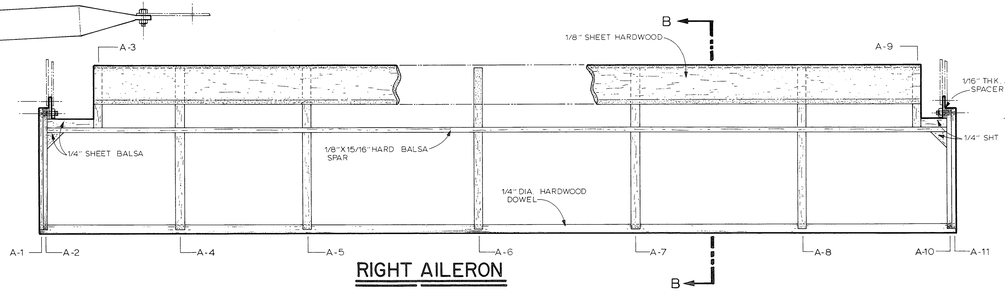

RIGHT AILERON

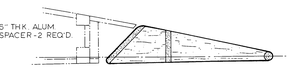

SECTION B-B

AILERON HINGE PARTS

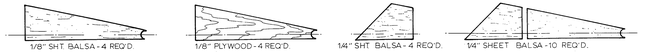

RIBS A-1 & A-11 | RIBS A-2 & A-10 | RIBS A-3 & A-9 | RIBS A-4 THRU A-8

AERONCA 7-AC CHAMPION

ONE THIRD SIZE SCALE MODEL

DESIGNED AND DRAWN BY JOHN MARQUETTE

PLANS BY Robert C. Swanson

0 1 2 3 4 5 6

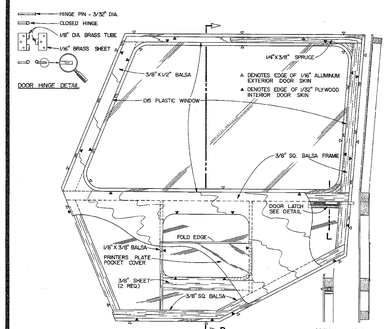

DOOR DETAIL

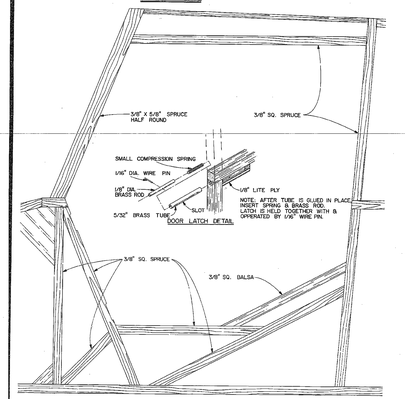

DOOR FRAME DETAIL
(RIGHT SIDE ONLY)

STEP 1

ASSEMBLE FUSELAGE SIDE FRAMES (2) AS SHOWN.

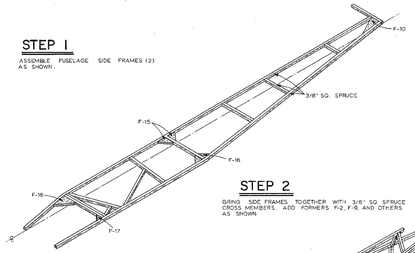

STEP 2

BRING SIDE FRAMES TOGETHER WITH 3/8" SQ. SPRUCE CROSS MEMBERS. ADD FORMERS F-2, F-9, AND OTHERS AS SHOWN

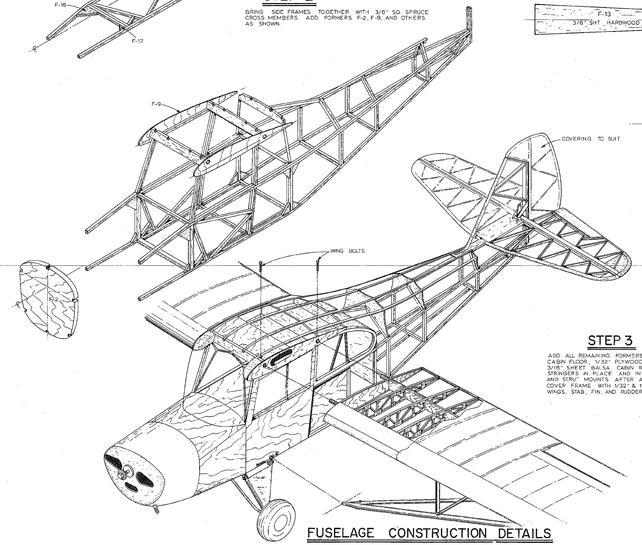

FUSELAGE CONSTRUCTION DETAILS

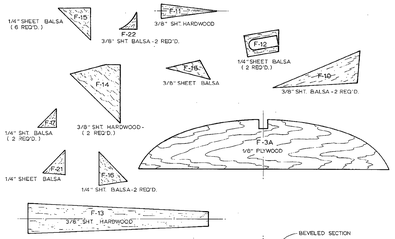

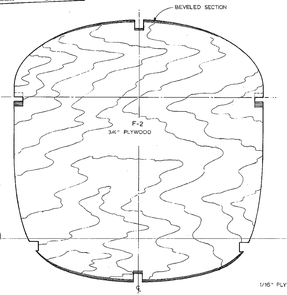

STEP 3

ADD ALL REMAINING FORMERS. INSTALL 1/8" PLYWOOD CABIN FLOOR, 1/32" PLYWOOD INTERIOR WALL, AND 3/16" SHEET BALSA CABIN ROOF LINER. GLUE 1/32" PLYWOOD CABIN LINER TO FORWARD FUSELAGE AND STRUT MOUNTS AFTER ALL INTERIOR IS COMPLETED. COVER FRAME WITH 1/32" & 1/16" PLYWOOD. CONSTRUCT WINGS, STAB., FIN, AND RUDDER AS PER PLANS.

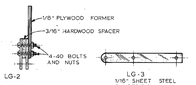

SECTION A-A
TYP FOR LG-1 & LG-3

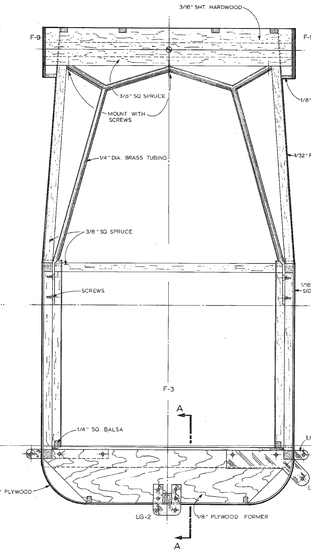

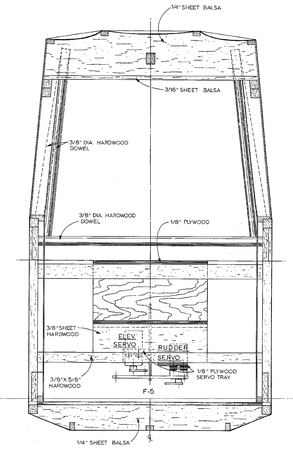

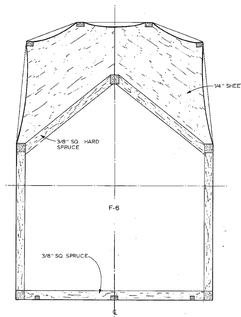

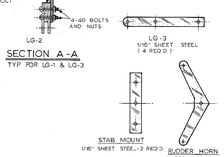

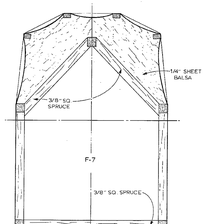

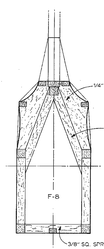

© RON ALL COMMERCIAL RIGHTS RESERVED

AERONCA 7-AC CHAMPION
ONE THIRD SIZE SCALE MODEL

DESIGNED BY: RON ALL
JOHN HAUSGEN
DATE: 9-1-93
SCALE: 1" = 6"

0 1 2 3 4 5 6