Peter Rake's
Mini Madcap

Copyright P. Rake 2013

wing construction

assemble complete spar over drawing
build centre panel over plan
angle outer ribs to match spar joint
lower one end over tip panel
build that panel
angle inner rib to match existing rib
repeat for opposite panel

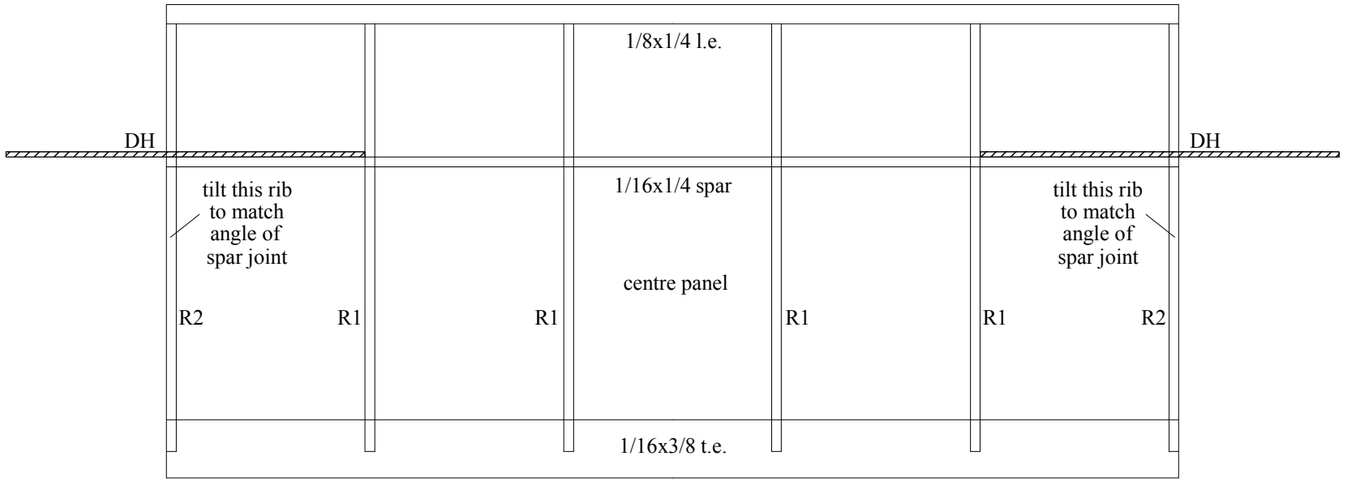

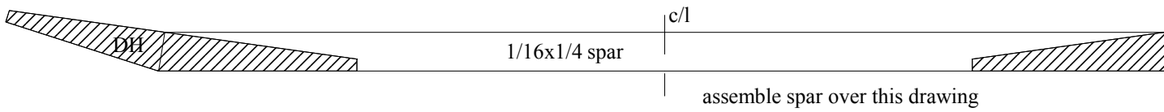

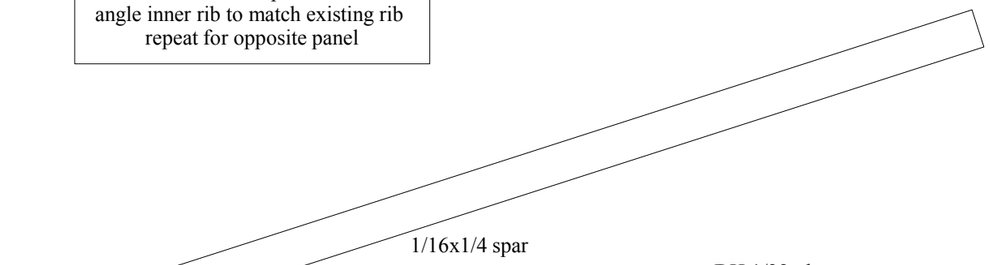

unless stated otherwise
all wood is 1/16 balsa
by size or shape shown

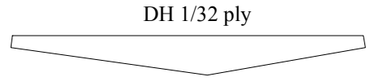

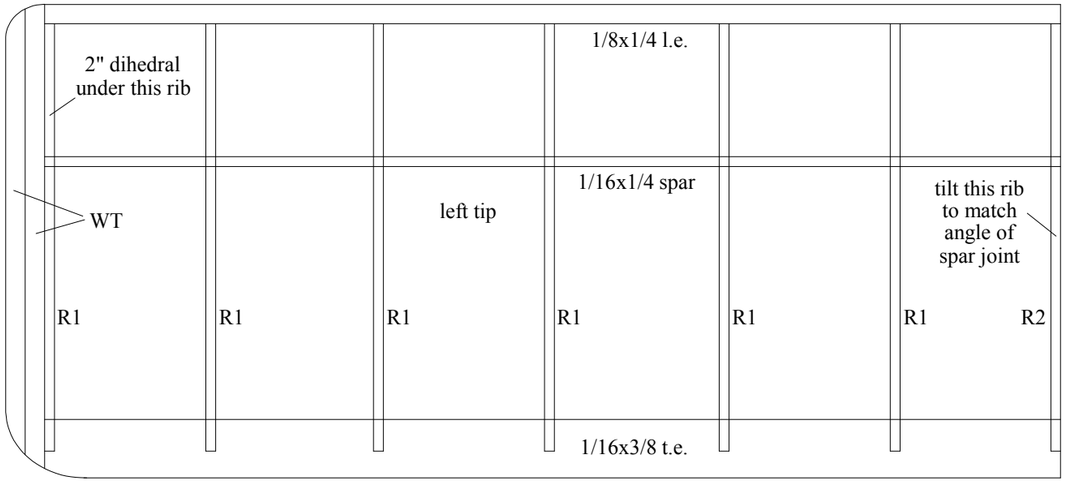

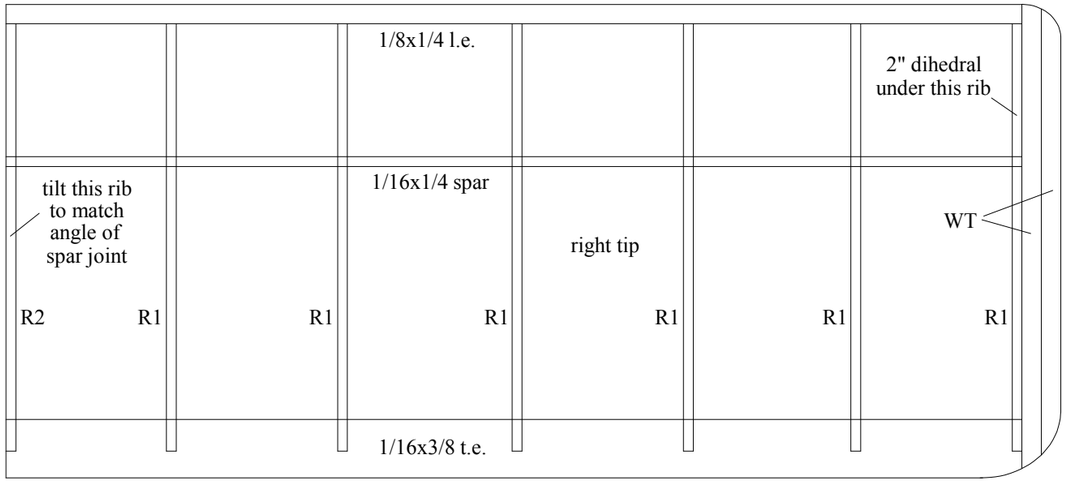

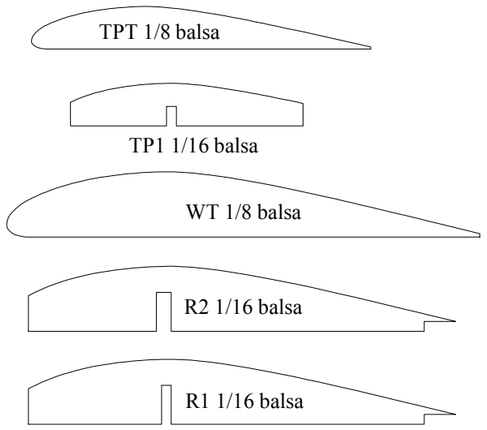

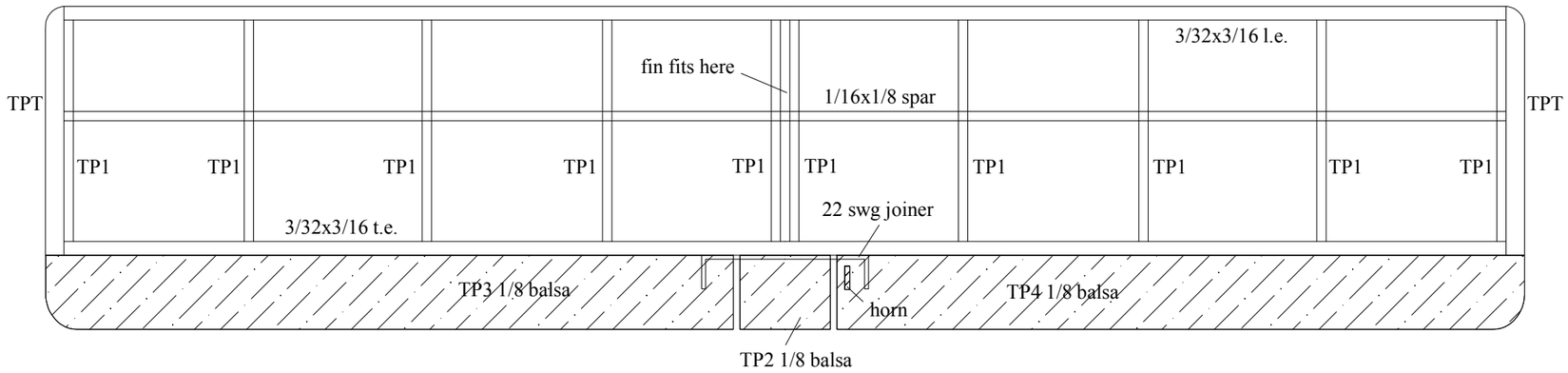

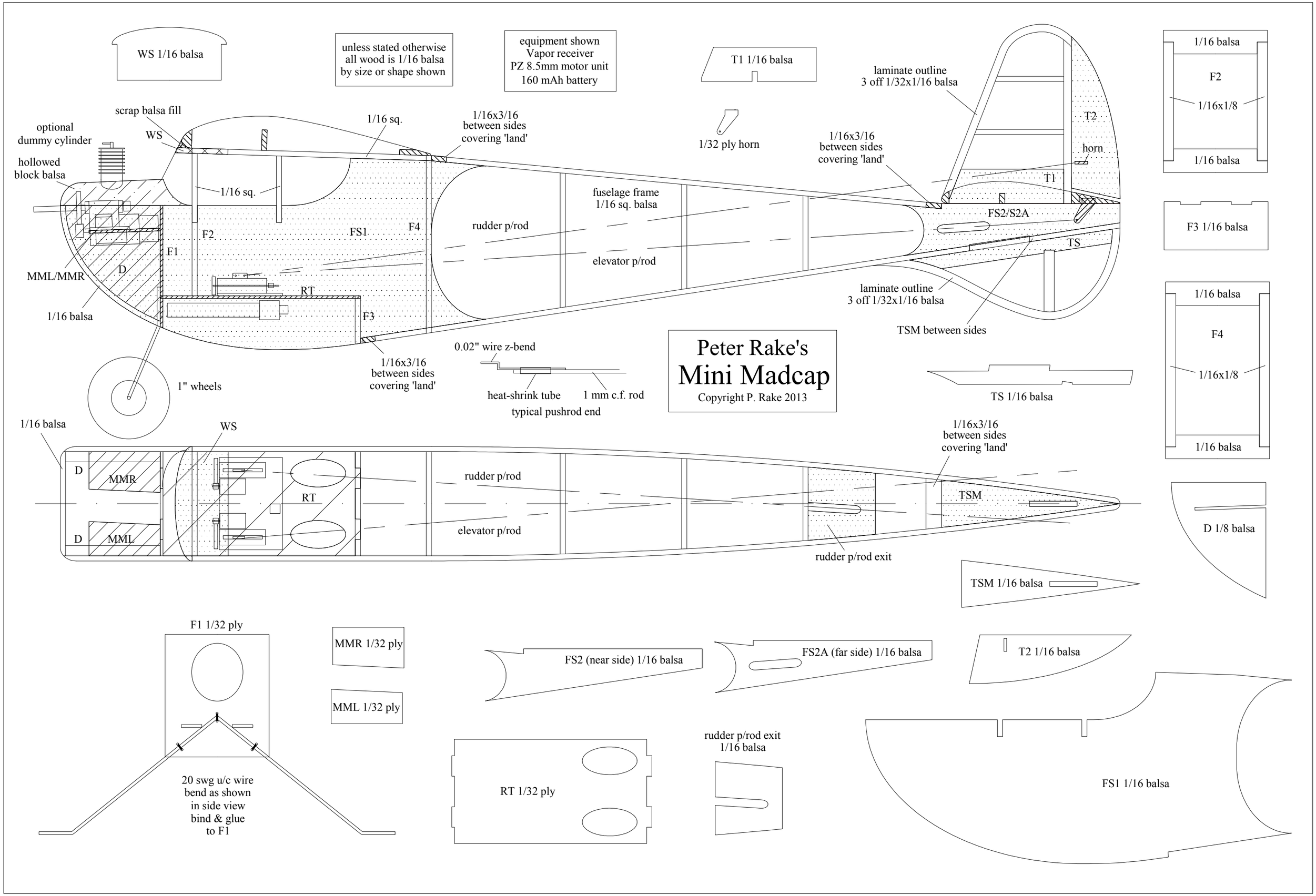
WS 1/16 balsa
unless stated otherwise
all wood is 1/16 balsa
by size or shape shown
equipment shown
Vapor receiver
PZ 8.5mm motor unit
160 mAh battery
T1 1/16 balsa
1/32 ply horn
laminate outline
3 off 1/32x1/16 balsa
1/16 balsa
F2
1/16x1/8
1/16 balsa
F3 1/16 balsa
1/16 balsa
F4
1/16x1/8
1/16 balsa
D 1/8 balsa
scrap balsa fill
optional
dummy cylinder
WS
hollowed
block balsa
1/16 sq.
1/16x3/16
between sides
covering 'land'
1/16 sq.
1/16x3/16
between sides
covering 'land'
T2
horn
T1
fuselage frame
1/16 sq. balsa
FS2/S2A
TS
F2
FS1
F4
rudder p/rod
F1
D
MML/MMR
elevator p/rod
RT
F3
1/16 balsa
laminate outline
3 off 1/32x1/16 balsa
TSM between sides
1" wheels
1/16x3/16
between sides
covering 'land'
0.02" wire z-bend
heat-shrink tube
1 mm c.f. rod
typical pushrod end
Peter Rake's
Mini Madcap
Copyright P. Rake 2013
TS 1/16 balsa
1/16 balsa
WS
D
MMR
RT
rudder p/rod
elevator p/rod
D
MML
1/16x3/16
between sides
covering 'land'
TSM
rudder p/rod exit
TSM 1/16 balsa
F1 1/32 ply
MMR 1/32 ply
MML 1/32 ply
20 swg u/c wire
bend as shown
in side view
bind & glue
to F1
FS2 (near side) 1/16 balsa
FS2A (far side) 1/16 balsa
T2 1/16 balsa
RT 1/32 ply
rudder p/rod exit
1/16 balsa
FS1 1/16 balsa